



# ANDERSON PRIMARY SCHOOL

19 Ang Mo Kio Avenue 9 Singapore 569785  
Tel: (65) 6-456-0340 Fax: (65) 6-552-2310  
Web: <http://www.andersonpri.moe.edu.sg>  
Email: [anderson\\_ps@moe.edu.sg](mailto:anderson_ps@moe.edu.sg)

11 October 2018

## **PRIMARY 2 HOME-BASED LEARNING (PSLE MARKING DAYS)** **15 to 18 October 2018**

Dear Parents/Guardians,

Please be informed that ALL P1 to P5 pupils will embark on Home-Based Learning (HBL) during the PSLE Marking Exercise (15 to 18 October 2018) on the Singapore Student Learning Space (SLS), (<https://vle.learning.moe.edu.sg/login>), an online learning platform that contains curriculum-aligned resources and learning tools.

The primary objective of this HBL is to engage the pupils meaningfully in their learning at home during the PSLE marking period. We hope to encourage self-directed learning when pupils take an active role in their learning.

Here is a summary of the HBL tasks your child/ward will be engaged in over the four days.

- 2018 HBL OCT P2 EL
- 2018 HBL OCT P2 Math (Comparing and Ordering Unit and Like Fractions)
- 2018 HBL OCT P2 Mother Tongue#
- 2018 HBL OCT P2 HE

# Pupils are to complete the HBL Mother Tongue tasks according to their respective MT or FMT subject i.e. Chinese Language, Foundation Chinese, Malay Language or Tamil Language

For more information on accessing the HBL online tasks via the SLS portal, please refer to the appended Frequently Asked Questions (FAQ).

We seek your understanding and patience should your child/ward experience a slowdown in the internet system due to heavy traffic. As the portal is accessible 24 hours a day, we strongly advise your child/ward to sign out and sign in again at a later time should he/she encounter a delay in accessing the tasks. Do remind and encourage your child/ward to take regular five-minute vision breaks after every 30 minutes on the computer.

We thank you for your support in ensuring that your child/ward completes the assigned HBL tasks and we hope that he/she will enjoy learning and reinforcing concepts taught through the tasks.

Best Regards,

Mdm Suzanah Saparwan

Head of Department (ICT)

*"Learners with Passion. Leaders with Heart. Citizens of Character."*



**1) What is Home-Based Learning?**

Home-Based Learning (HBL) takes place in the homes of pupils as it engages pupils meaningfully during an unscheduled school closure or non-school days. Unlike classroom learning, there is no (or little) face-to-face interaction between pupils and teachers in HBL. Learning content is delivered digitally via learning portal(s).

**2) What is the web addresses for the learning portal?**

Singapore Learning Space → <https://vle.learning.moe.edu.sg/login>

**3) What if my child/ward has forgotten his/her passwords for the portal?**

You may call SLS Helpdesk at **6702 6513** the following telephone number on the weekdays from 9am to 9pm.

**4) Who can I contact if I have questions about the HBL tasks?**

If your child/ ward experiences difficulties using SLS and requires technical support, you may call SLS Helpdesk at the following telephone number at **6702 6513** on Mon-Fri (9am to 9pm). Alternatively, you could email them at [helpdesk@sls.ufinity.com](mailto:helpdesk@sls.ufinity.com).

For Learning Content Support, you may call Anderson Primary School at **6456 0340** during the PSLE Marking days (8am to 12 noon and 1pm to 4pm).

**5) Can I use the above said contacts to communicate with my child's form/co-form/ subject teachers?**

No. The above said contacts are used to communicate with the Administrators of the SLS portal for any technical issues as the form/ co-form/ subject teachers are involved in the PSLE Marking Exercise during this period and are not contactable.

**6) What are the technical requirements for devices to access the SLS?**

Computers and tablets with the latest browsers (e.g. Chrome, Firefox and Safari) should be able to access the SLS. The resources are optimised for use by tablets as far as possible. However, a small number of resources may not work on tablets due to missing plugins. Currently, SLS is not optimised to display on mobile phones even though users can access the system and resources.

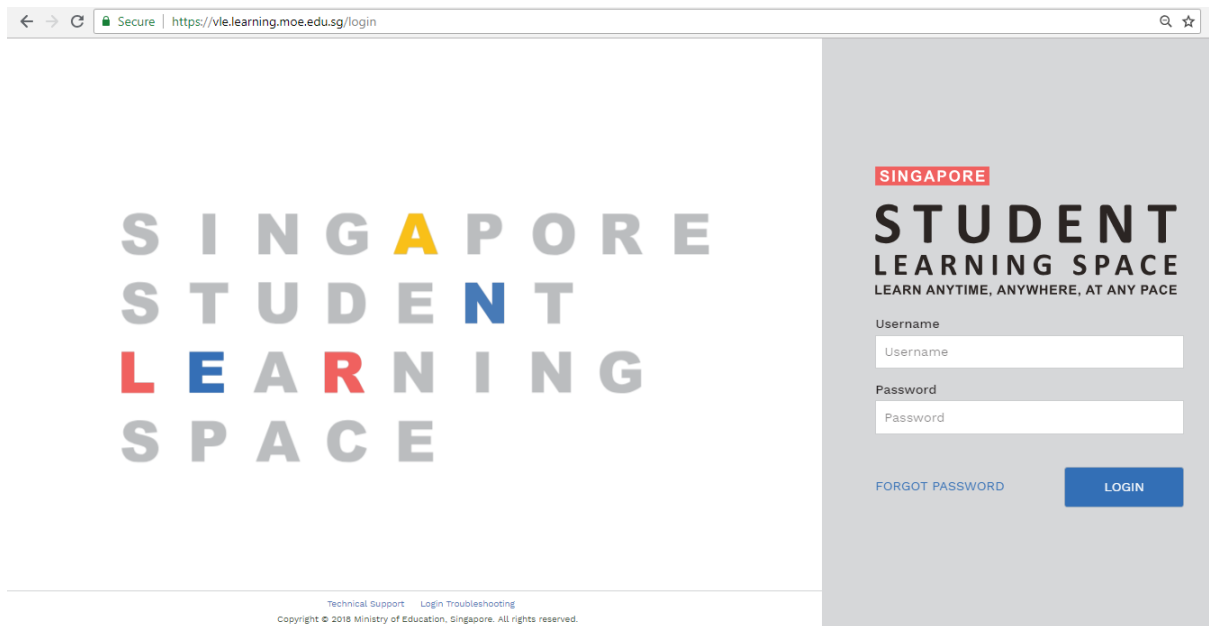
**7) What if the child/ ward has no computing devices or Internet access at home?**

Computer Laboratory 1 (for P1 to P5 pupils) will be open to pupils on a first-come-first-serve basis from 15 October to 18 October 2018 from 9 am to 12 pm and 1 pm to 4 pm. At any point of time, each laboratory is only able to accommodate a maximum of 40 pupils.

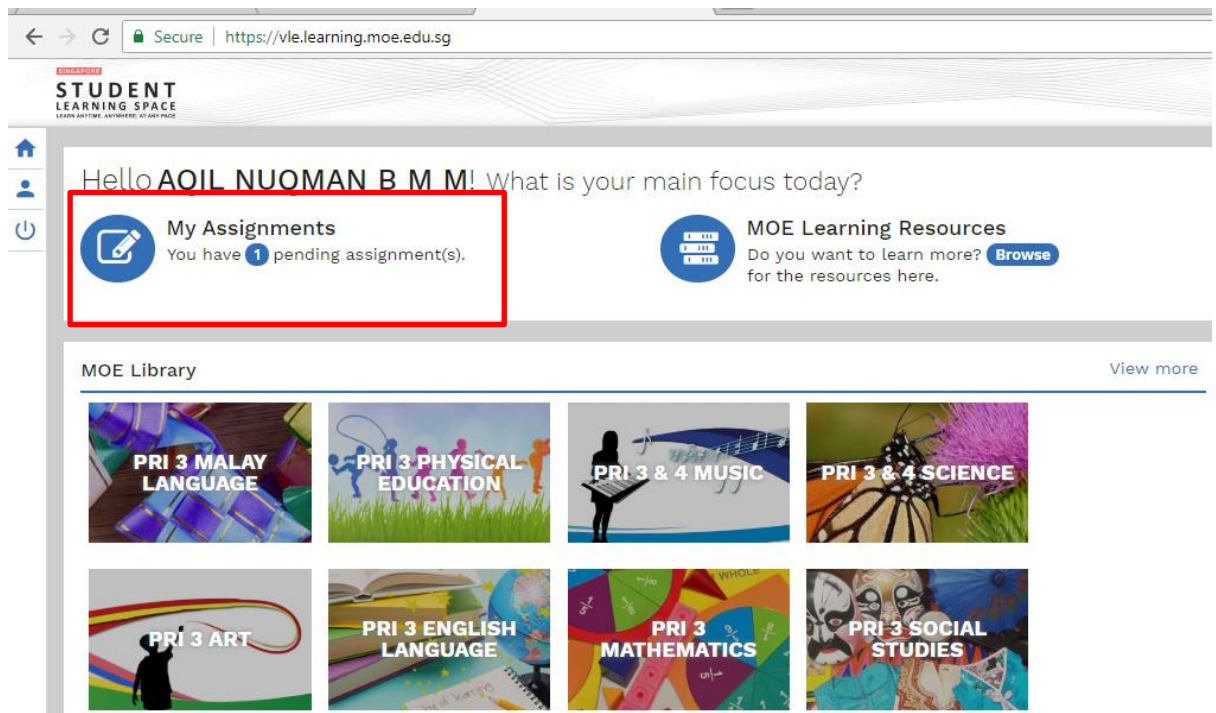
Pupils are required to sign in when they enter the laboratory and sign out before they leave the laboratory. Parents/ Guardians are to make the necessary transportation and/ or lunch arrangements for their children on their own. Please take note that not all school's canteen vendors may operate on those days. Please ensure that your child's/ ward's lunch is arranged should your child/ ward stay in school the whole day.

## Instructions for retrieving the Home-Based Learning tasks

- 1) Log on to the Singapore Learning Space (SLS) Portal.  
<https://vle.learning.moe.edu.sg/login>



- 2) Click on 'My Assignments'.



- 3) To attempt a new task, go to NEW assignment column, select the required HBL task to complete. e.g. 2018 OCT HBL P4 SC

Click 'OPEN'

The screenshot shows the 'My Assignments' interface. At the top, it says 'Hello AQIL NUQMAN B M M! What is your main focus today?'. Below this is a 'My Assignments' section with three columns: 'New', 'In Progress', and 'Completed'. The 'New' column is highlighted with a red box and contains a task card for 'TEST 2018 HBL OCT P4 SC' with a due date of 7 days and an 'OPEN' button. The 'In Progress' and 'Completed' columns are empty, showing 'No in progress task' and 'No completed task' respectively. At the bottom, there is a 'MOE Learning Resources' section with a 'Browse' button.

- 4) To view/ edit an uncompleted task, go to IN PROGRESS assignment column, select the required HBL task to complete. e.g. 2018 OCT HBL P4 SC

Click 'OPEN'

The screenshot shows the 'My Assignments' interface. At the top, it says 'Hello AQIL NUQMAN B M M! What is your main focus today?'. Below this is a 'My Assignments' section with three columns: 'New', 'In Progress', and 'Completed'. The 'In Progress' column is highlighted with a red box and contains a task card for 'TEST 2018 HBL OCT P4 SC' with a due date of 7 days and an 'OPEN' button. The 'New' column is empty, showing 'No new task'. The 'Completed' column is empty, showing 'No completed task'. At the bottom, there is a 'MOE Learning Resources' section with a 'Browse' button.

- 5) To view a completed task, go to the COMPLETED assignment column, select the required HBL task to view. e.g. 2018 OCT HBL P4 SC

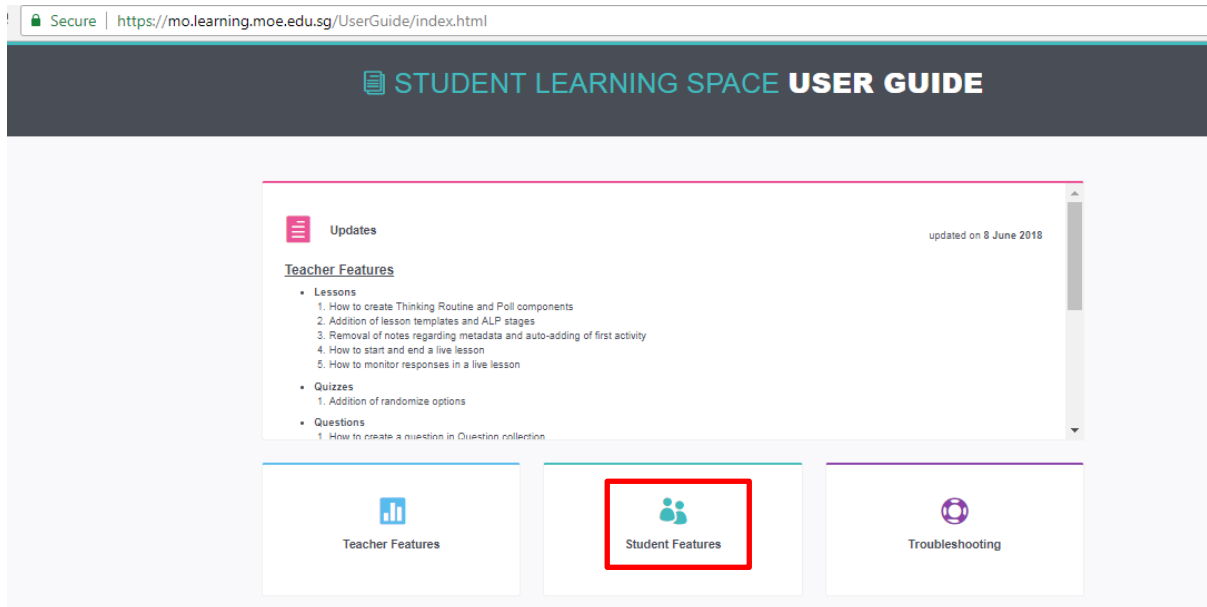
Click 'OPEN'

The screenshot shows the 'My Assignments' section of the SLS interface. It is divided into three columns: 'New', 'In Progress', and 'Completed'. The 'Completed' column contains a notification: 'Done. Nice work!' followed by 'LESSON TEST 2018 HBL OCT P4 SC' and an 'OPEN' button. A red rectangular box highlights the 'Completed' section and the 'OPEN' button.

- 6) To find more about the SLS features, click on the USER GUIDE that is found at the bottom of the page.

The screenshot shows the SLS home page. At the top, there is a navigation bar with a home icon, a user profile icon, and a power icon. Below this is a grid of subject tiles: 'PRI 3 MALAY LANGUAGE', 'PRI 3 PHYSICAL EDUCATION', 'PRI 3 & 4 MUSIC', 'PRI 3 & 4 SCIENCE', 'PRI 3 ART', 'PRI 3 ENGLISH LANGUAGE', 'PRI 3 MATHEMATICS', and 'PRI 3 SOCIAL STUDIES'. Below the tiles is a section titled 'My Subject Classes' with a 'View my past classes' link. Underneath, there are links for '3ML1 MALAY', 'P3-2 ART', 'P3-2 ENGLISH LANGUAGE', 'P3-2 MATHEMATICS', 'P3-2 MUSIC', 'P3-2 PHYSICAL EDUCATION', 'P3-2 SCIENCE', and 'P3-2 SOCIAL STUDIES'. Below that is a 'My Groups' section with links for 'P3' and 'test'. At the bottom of the page, there is a 'Feedback' button, a 'Technical Support' link, and a 'User Guide' link highlighted with a red box. The footer contains the text: 'Copyright © 2018 Ministry of Education, Singapore. All rights reserved.'

Click on Student Features.



Click on the links to find out more about the SLS features.

