



ANDERSON PRIMARY SCHOOL

19 Ang Mo Kio Avenue 9 Singapore 569785
Tel: (65) 6-456-0340 Fax: (65) 6-552-2310
Web: <http://www.andersonpri.moe.edu.sg>
Email: anderson_ps@moe.edu.sg

11 October 2018

PRIMARY 1 HOME-BASED LEARNING (PSLE MARKING DAYS) **15 to 18 October 2018**

Dear Parents/Guardians,

Please be informed that ALL P1 to P5 pupils will embark on Home-Based Learning (HBL) during the PSLE Marking Exercise (15 to 18 October 2018) on the Singapore Student Learning Space (SLS), (<https://vle.learning.moe.edu.sg/login>), an online learning platform that contains curriculum-aligned resources and learning tools.

The primary objective of this HBL is to engage the pupils meaningfully in their learning at home during the PSLE marking period. We hope to encourage self-directed learning when pupils take an active role in their learning.

Here is a summary of the HBL tasks your child/ward will be engaged in over the four days.

- 2018 HBL OCT P1 EL
- 2018 HBL OCT P1 MA
- 2018 HBL OCT P1 Mother Tongue#
- 2018 HBL OCT P1 Art (Colour Collision!)
- 2018 HBL OCT P1 Art (Texture in Art)

Pupils are to complete the HBL Mother Tongue tasks according to their respective MT or FMT subject i.e. Chinese Language, Foundation Chinese, Malay Language or Tamil Language

For more information on accessing the HBL online tasks via the SLS portal, please refer to the appended Frequently Asked Questions (FAQ).

We seek your understanding and patience should your child/ward experience a slowdown in the internet system due to heavy traffic. As the portal is accessible 24 hours a day, we strongly advise your child/ward to sign out and sign in again at a later time should he/she encounter a delay in accessing the tasks. Do remind and encourage your child/ward to take regular five-minute vision breaks after every 30 minutes on the computer.

We thank you for your support in ensuring that your child/ward completes the assigned HBL tasks and we hope that he/she will enjoy learning and reinforcing concepts taught through the tasks.

Best Regards,

Mdm Suzanah Saparwan

Head of Department (ICT)

"Learners with Passion. Leaders with Heart. Citizens of Character."



1) What is Home-Based Learning?

Home-Based Learning (HBL) takes place in the homes of pupils as it engages pupils meaningfully during an unscheduled school closure or non-school days. Unlike classroom learning, there is no (or little) face-to-face interaction between pupils and teachers in HBL. Learning content is delivered digitally via learning portal(s).

2) What is the web addresses for the learning portal?

Singapore Learning Space → <https://vle.learning.moe.edu.sg/login>

3) What if my child/ward has forgotten his/her passwords for the portal?

You may call SLS Helpdesk at **6702 6513** the following telephone number on the weekdays from 9am to 9pm.

4) Who can I contact if I have questions about the HBL tasks?

If your child/ ward experiences difficulties using SLS and requires technical support, you may call SLS Helpdesk at the following telephone number at **6702 6513** on Mon-Fri (9am to 9pm). Alternatively, you could email them at helpdesk@sls.unity.com.

For Learning Content Support, you may call Anderson Primary School at **6456 0340** during the PSLE Marking days (8am to 12 noon and 1pm to 4pm).

5) Can I use the above said contacts to communicate with my child's form/co-form/ subject teachers?

No. The above said contacts are used to communicate with the Administrators of the SLS portal for any technical issues as the form/ co-form/ subject teachers are involved in the PSLE Marking Exercise during this period and are not contactable.

6) What are the technical requirements for devices to access the SLS?

Computers and tablets with the latest browsers (e.g. Chrome, Firefox and Safari) should be able to access the SLS. The resources are optimised for use by tablets as far as possible. However, a small number of resources may not work on tablets due to missing plugins. Currently, SLS is not optimised to display on mobile phones even though users can access the system and resources.

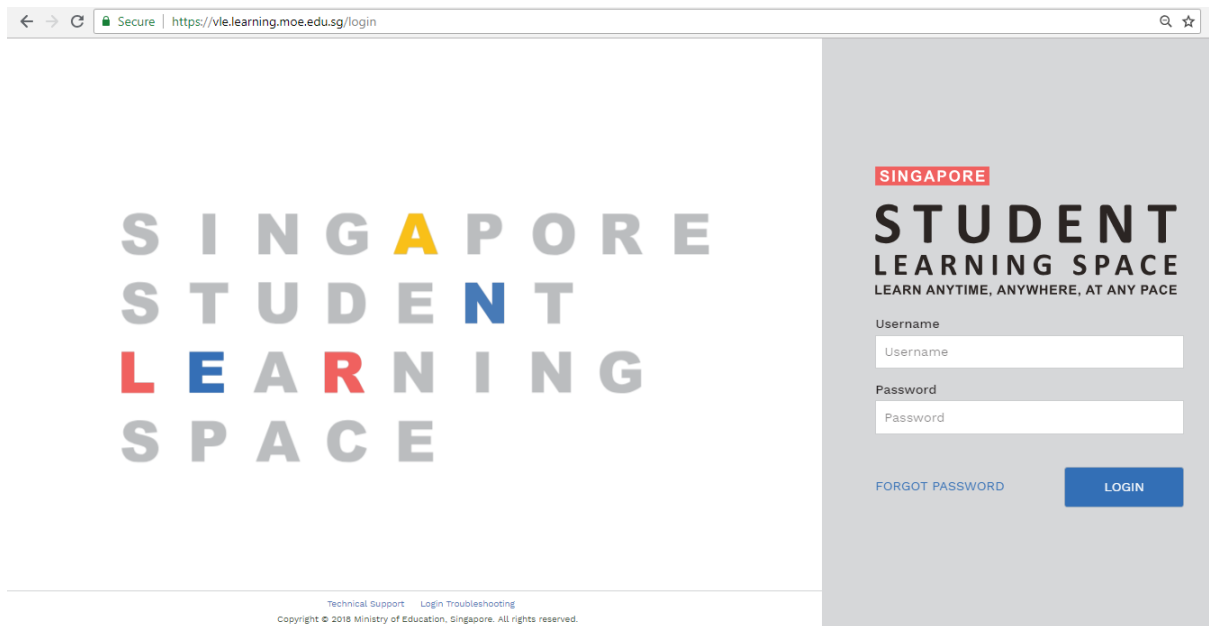
7) What if the child/ ward has no computing devices or Internet access at home?

Computer Laboratory 1 (for P1 to P5 pupils) will be open to pupils on a first-come-first-serve basis from 15 October to 18 October 2018 from 9 am to 12 pm and 1 pm to 4 pm. At any point of time, each laboratory is only able to accommodate a maximum of 40 pupils.

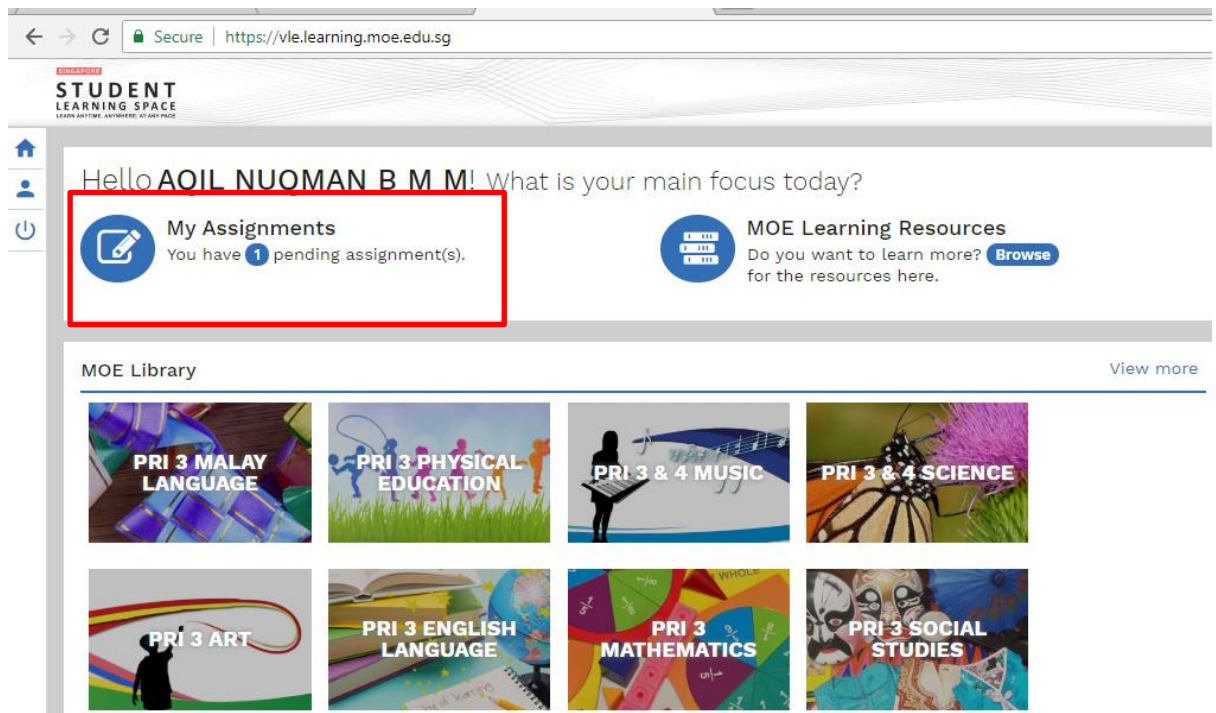
Pupils are required to sign in when they enter the laboratory and sign out before they leave the laboratory. Parents/ Guardians are to make the necessary transportation and/ or lunch arrangements for their children on their own. Please take note that not all school's canteen vendors may operate on those days. Please ensure that your child's/ ward's lunch is arranged should your child/ ward stay in school the whole day.

Instructions for retrieving the Home-Based Learning tasks

- 1) Log on to the Singapore Learning Space (SLS) Portal.
<https://vle.learning.moe.edu.sg/login>

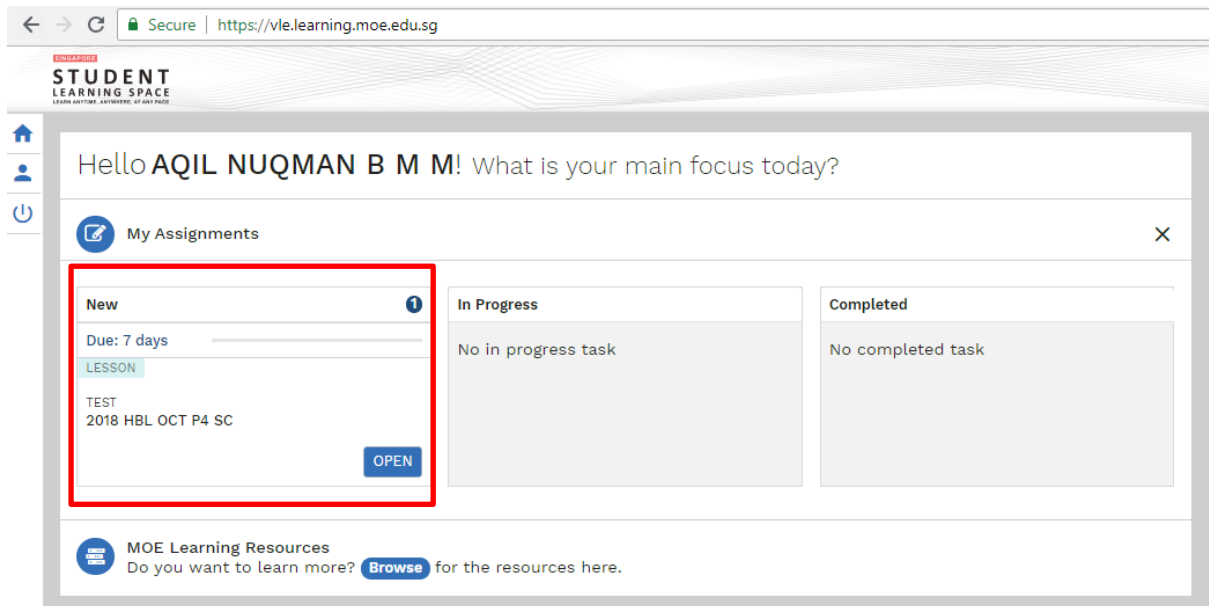


- 2) Click on 'My Assignments'.



- 3) To attempt a new task, go to NEW assignment column, select the required HBL task to complete. e.g. 2018 OCT HBL P4 SC

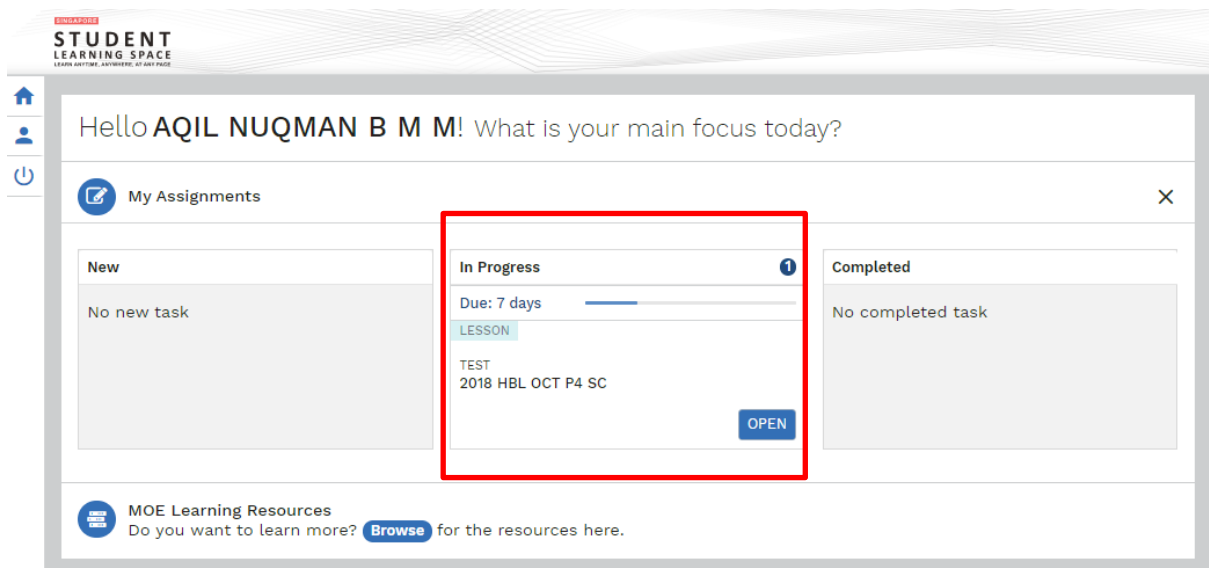
Click 'OPEN'



The screenshot shows the 'My Assignments' page in the Student Learning Space. The user is identified as AQIL NUQMAN B M M. The page is divided into three columns: 'New', 'In Progress', and 'Completed'. The 'New' column contains a task titled 'TEST 2018 HBL OCT P4 SC' with a due date of 7 days and an 'OPEN' button. This task is highlighted with a red rectangular box. The 'In Progress' and 'Completed' columns are currently empty, indicating no tasks in those states. At the bottom, there is a section for 'MOE Learning Resources' with a 'Browse' button.

- 4) To view/ edit an uncompleted task, go to IN PROGRESS assignment column, select the required HBL task to complete. e.g. 2018 OCT HBL P4 SC

Click 'OPEN'



The screenshot shows the 'My Assignments' page in the Student Learning Space. The user is identified as AQIL NUQMAN B M M. The page is divided into three columns: 'New', 'In Progress', and 'Completed'. The 'New' column is empty, showing 'No new task'. The 'In Progress' column contains a task titled 'TEST 2018 HBL OCT P4 SC' with a due date of 7 days and an 'OPEN' button. This task is highlighted with a red rectangular box. The 'Completed' column is empty, showing 'No completed task'. At the bottom, there is a section for 'MOE Learning Resources' with a 'Browse' button.

- 5) To view a completed task, go to the COMPLETED assignment column, select the required HBL task to view. e.g. 2018 OCT HBL P4 SC

Click 'OPEN'

STUDENT LEARNING SPACE
LEARN ANYTIME, ANYWHERE, AT ANY PLACE

Hello AQIL NUQMAN B M M! What is your main focus today?

My Assignments

New
No new task

In Progress
No in progress task

Completed **1**

Done. Nice work!

LESSON

TEST
2018 HBL OCT P4 SC

OPEN

MOE Learning Resources
Do you want to learn more? [Browse](#) for the resources here.

- 6) To find more about the SLS features, click on the USER GUIDE that is found at the bottom of the page.

Secure https://vle.learning.moe.edu.sg

STUDENT LEARNING SPACE

PRI 3 MALAY LANGUAGE

PRI 3 PHYSICAL EDUCATION

PRI 3 & 4 MUSIC

PRI 3 & 4 SCIENCE

PRI 3 ART

PRI 3 ENGLISH LANGUAGE

PRI 3 MATHEMATICS

PRI 3 SOCIAL STUDIES

My Subject Classes [View my past classes](#)

[3ML1 MALAY](#)

[P3-2 MATHEMATICS](#)

[P3-2 SCIENCE](#)

[P3-2 ART](#)

[P3-2 MUSIC](#)

[P3-2 SOCIAL STUDIES](#)

[P3-2 ENGLISH LANGUAGE](#)

[P3-2 PHYSICAL EDUCATION](#)

My Groups

[P3](#)

[test](#)

Feedback

Technical Support [User Guide](#)

Copyright © 2018 Ministry of Education, Singapore. All rights reserved.

Click on Student Features.

Secure | <https://mo.learning.moe.edu.sg/UserGuide/index.html>

STUDENT LEARNING SPACE USER GUIDE

Updates updated on 8 June 2018

Teacher Features

- Lessons
 1. How to create Thinking Routine and Poll components
 2. Addition of lesson templates and ALP stages
 3. Removal of notes regarding metadata and auto-adding of first activity
 4. How to start and end a live lesson
 5. How to monitor responses in a live lesson
- Quizzes
 1. Addition of randomize options
- Questions
 1. How to create a question in Question collection

Teacher Features | **Student Features** | Troubleshooting

Click on the links to find out more about the SLS features.

Secure | <https://mo.learning.moe.edu.sg/UserGuide/student-features.html>

STUDENT LEARNING SPACE USER GUIDE

Home / Student Features

Student Features

Assignments

- + Access and Attempt Assignments
- + Access Completed Assignments

MOE Resource Library

- + Access MOE Resources

Administration

- + Read Announcements
- + Manage Personal Account

Video Tutorial

- + Understanding the SLS System (Students)