

ASKnLearn


Learning Management System
Parent Portal



Access from?

http://lms.asknlearn.com/anderson_ps

Click here



The image shows a screenshot of the asknlearn login interface. At the top is the asknlearn logo. Below it is the 'User login' section with two input fields: 'Enter your User ID' and 'Enter your password'. A green 'Sign In' button is positioned below these fields. To the left of the button is a refresh icon, and to the right are links for 'Computer Check' and 'Forgot Password'. Below the sign-in area, the word 'OR' is centered. A dark grey button with a person icon and the text 'Login as Parents' is highlighted with a red border. Below this is a 'Getting Help and Support' section containing an information icon, a message about help resources, and a helpdesk contact number and hours.

To Login (Parent's Portal)

1. Enter your **child's ID (Your child's NRIC no.)**
2. Enter the default password (**'parents'** in lowercase)

asknlearn™

Parent Login

Enter your Child's User ID

Enter your password

Sign In

Computer Check Forgot Password

OR

Login as Students/Teachers

Getting Help and Support

If you need help using the portal, please refer to:
Parent's Guide

Helpdesk
+65 6777 9661 (Monday - Friday: 7.30am - 9.00pm)

Parent's Portal

Logo Home eReports eResult Tools Links Profile student01 (Class:-)

Parent's Notifications Parent's Resources Child Announcement

Mark as Read Unread Announcement

No record(s) found

0 Announcement(s) in total

Tags - No record(s) found -

How to submit?

Home eReports eResult Tools **Links** Profile

Travel Declaration (Version 2)

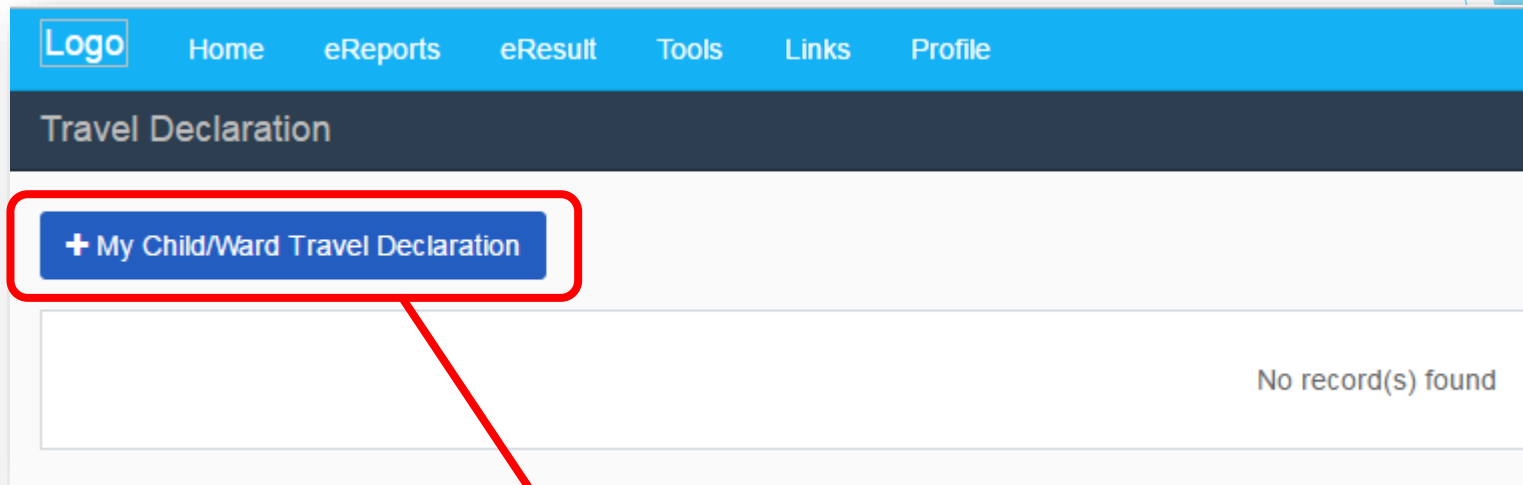
Parent-Teacher-Conference

Eportfolio

Step 1 : Click on 'Tools'

Step 2 : Click on 'Travel Declaration (Version 2)'

How to submit ?



Step 3 : Click here

How to submit ?

Logo Home eReports eResult Tools Links Profile AQIL NUQMAN

Travel Declaration

Menu

Add Travel Declaration

Back

* - Mandatory Fields

Complete one declaration per trip (form is for ONE trip, if more than one trip, declare in a new form)

Travel Form - Please select one -

Travelling * - Please select one -
Self-declaration Travel Plan
Travel Declaration for May - June 2017 Holidays (26 May 2017 - 25 Jun 2017)

ASKnLearn™ Learning Management System
© Wizlearn Technologies Pte Ltd

step 4 . select travel form

How to submit ?

Travel Declaration

Menu

Add Travel Declaration

Back

* - Mandatory Fields

Complete one declaration per trip (form is for ONE trip, if more than one trip, declare in a new form)

Travel Form

Travel Declaration for May - June 2017 Holidays (26 May 2017 - 25 Jun 2017) ▼

Travelling *

Yes No

✓ Save

+ Save and Add Another

Step 5 : Select 'No' if not travelling and click 'Save'

How to submit ?

Menu

Add Travel Declaration

Back

* - Mandatory Fields

Complete one declaration per trip (form is for ONE trip, if more than one trip, declare in a new form)

Travel Form

Travelling * Yes No

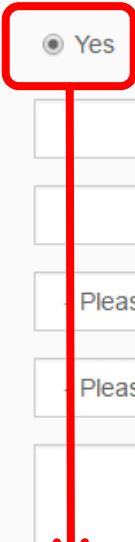
Start Date *

End Date *

Country *

City *

Destination Address



Step 6 : Select 'Yes' if travelling and enter all compulsory information (marked by *) and click 'Save'

Forgot your Password?




Parent Login

Enter your Child's User ID

Enter your password



Sign In

Computer Check 

[Forgot Password](#) 

OR



Login as Students/Teachers

Getting Help and Support



If you need help using the portal, please refer to:

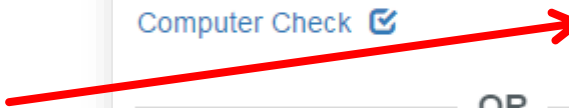
Parent's Guide



Helpdesk

+65 6777 9661 (Monday - Friday: 7.30am - 9.00pm)

Click on 'Forgot Password'



Forgotten Password



Forgot your password

Please type in your child UserID in the textbox below.

My child UserID is


Next


Step 3 : Enter child's UserID (BC no.)


Step 4 : Click 'Next'

Still Need Help?

Getting Help and Support

 **If you need help using the portal, please refer to:**
Parent's Guide

 **Helpdesk**
+65 6777 9661 (Monday - Friday: 7.30am - 9.00pm)

 **Email**
lmssupport@wizlearn.com

6777 9661

lmssupport@wizlearn.com